



November 2016

NEWSLETTER

Volume 2, Number 3

In This Issue

**Communication Tool Box
Partner Assisted Scanning**

**Teaching Strategy
Visual and Tactile Schedules**

**TAALC Tuesday Webinar Series
"It's My Turn – Aided Language Modeling".**

TAALC Staff

Dr. Jacqui Kearns, Ed.D

**Dr. Jane Kleinert, Ph.D
CCC-SLP**

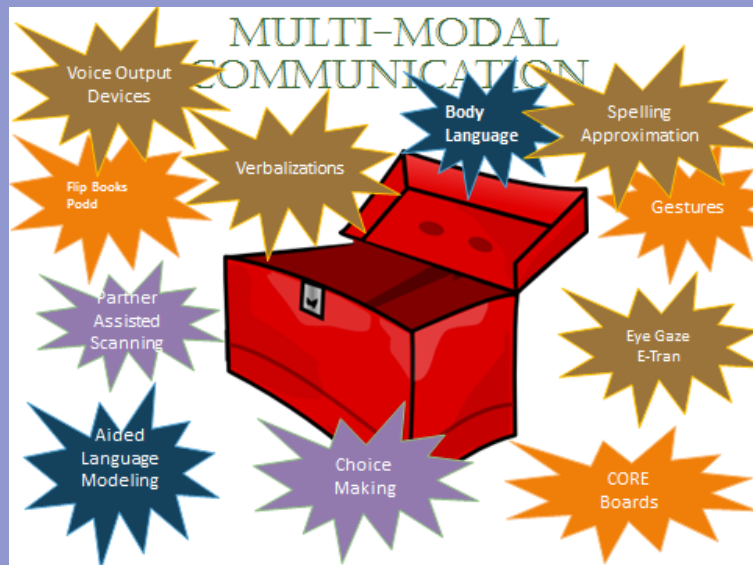
**Dr. Judith Page, Ph.D
CCC-SLP**

Ms. Lou Ann Land, M.S.Ed

**Contact Us
taalc@uky.edu**

Communication Tool Box

What is a Communication Tool Box? A collection of strategies that when used consistently really boost communication for students who need communication options in addition to oral speech. We will highlight one strategy each month in the Multi-modal Communication graphic below.



Partner Assisted Scanning

What is it?

Communicative partner scans options verbally. Requires a consistent response from the student (i.e., smile), and a script "I will read all the choices, listen for the choice you want then smile to let me know which one you choose". REMEMBER: the student can use ANY consistent response to make his/her choice. He can smile, nod, laugh, move his head, etc.

What it is NOT?

It is NOT answering yes/no questions.

How does it work?

Partner wants to know about the student's favorite activity. Partner says – "J., what is your favorite school activity. I will say all of them and you can smile to let me know when you hear a favorite. (Provide plenty of time for response). Do you like listening to music, playing ball, or reading? Partner says "Listening to Music" and waits for response. "Oh, I see you like listening to music"; "Playing ball" – wait for response. "I see that playing ball isn't your favorite"; "Reading" – wait for a response: "I see your smile – you like reading and music" Which one would you like to do now "reading" wait or "music" wait. "Ok, I see your smile - you want to read. Let's go read." Check out the link below for a video.

http://www.bridgeschool.org/transition/multimodal/partner_assist_scan.php

CORE Vocabulary Board

Communication can't wait for the device to arrive. Practice with the attached core board. Then replicate the array on the new device. Use sticky notes to cover un-needed words.

Need Multi-modal Progress Tracking?

Check out the sheet on the last page.

Need CEUS ?


NCSC Communication Tool Kit

for 3 hours of ASHA CEUS

<https://learn.hdi.uky.edu/index.php/product/ncsc-communication-toolkit/>



This Month's Teaching Strategy – Visual /tactile Schedules



Use a visual or tactile schedule to help students know what will happen today, what is next, and when a break will happen. Visual and auditory timers are also great tools for communicating “all done”. The script might go like this “Hear the timer? Timer says ‘all done’.” For more directions on tactile schedules check out the link below.
<http://www.pathstoliteracy.org/print/2297>

TAALC TUESDAY WEBINAR SERIES!

TAALC Tuesday – November 15 - Join the live conversation and get your questions answered or listen later to the posted recording. Just click to join <https://uky.zoom.us/j/3025007355>

November 15 - It's MY turn! Aided Language Modeling

December 13- Read my Smile! Multi-modal Communication

January 17 - Touch it! Tactile symbols and device enhancements for vision support

February 14- Finding the hours in the day: Integrated Related Services

March 14 - District Communication Teams: Lessons Learned

April 18 - Peer Supports: Communication Super Heroes

we can help

Need help with an individual student's communication or want to start a district team?

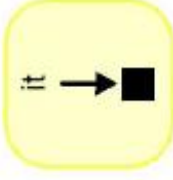
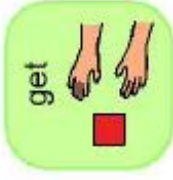
Apply for Tier 2 or 3 Technical Assistance & Coaching

Contact: Jacqui Kearns
for an application packet

Jacqueline.kearns@uky.edu

Need CEUS ? Listen Up Series

[https://msd1stop.hdiuk.org/index.php/Teaching_Age-Appropriate_Academic_Learning_via_Communication_\(TAALC\)](https://msd1stop.hdiuk.org/index.php/Teaching_Age-Appropriate_Academic_Learning_via_Communication_(TAALC))



Observing Communication Student: _____

Date	Activity/Content	Communicative Intent	Communicative Form	Acknowledged		Honored		Alternative offered		Results
				Yes	No	Yes	No	Yes	No	
	When?	What ?	How?							Increase/Decrease
Summary										

Acknowledge = identify the intent; Honor = Comply with the intent; Alternative = offer another option